

SCAG
POWER EQUIPMENT

SIMPLY THE BEST.



**LAWN MAINTENANCE AND DEBRIS/
TURF MANAGEMENT EQUIPMENT**

TABLE OF CONTENTS

THE SCAG DIFFERENCE	
SIMPLY THE BEST	4-5
THE SCAG DIFFERENCE.....	6-7
CUTTER DECKS	8-9
ZERO-TURN MOWERS	
TURF TIGER II.....	10-13
CHEETAH II	14-17
TIGER CAT II	18-21
PATRIOT	22-25
FREEDOM Z	26-29
LIBERTY Z	30-33
STAND-ON MOWERS	
V-RIDE II	34-37
WALK-BEHIND MOWERS	
SWZ	38-39
SW	40-41
SWZT	42-43
SFC.....	44-45
ACCESSORIES	
CLAM-SHELL GRASS CATCHER	46-47
FABRIC 3-BAG GRASS CATCHER	46-47
FABRIC GRASS CATCHERS	48-49
MOWER ACCESSORIES	50-51
OPTIONAL MOWER ACCESSORIES BY MODEL REFERENCE	53
THE SCAG MENTALITY	54-55
TURF MANAGEMENT	
TURF STORM	56-59
BLOWERS	
WINDSTORM.....	60-63
WHEELED BLOWERS	64-65
TRUCK LOADERS	
INDUSTRIAL TOW-BEHIND	66-67
TOW-BEHIND.....	68-69
SKID-MOUNT	70-71
SPECIFICATIONS	72-76
WARRANTIES	77

WHEN WE SAY **SIMPLY THE BEST,** WE MEAN IT.

Our product line is continually evolving to meet the changing demands of your work. Because a subpar weld or poorly designed component will eventually cause you unnecessary downtime, we design and engineer each and every one of our machines with precise attention to detail and quality control that borders on obsessive. Plus, we only use the most exceptional materials to manufacture our machines to the highest standards.

When you buy a Scag[®], you're not just buying a lawnmower, debris blower, truck loader or spreader-sprayer; you're investing in your livelihood. And it's our promise to you that we've put it all on the line to deliver the most tough, dependable machines that are ready to go out and get the job done right—because when we say **SIMPLY THE BEST**, we mean it.

SCAG
POWER EQUIPMENT

SIMPLY THE BEST.



Turf Tiger II

ALL SCAG PRODUCTS
ARE DESIGNED TO BE USED ONLY WITH THE
SCAG POWER TAKE OFF (PTO) SYSTEM.
DO NOT ATTEMPT TO CONNECT TO ANY OTHER
PTO SYSTEM. ALWAYS USE THE PROPER
CONNECTING LINKS AND SAFETY DEVICES.
2014/01/10

SCAG

⚠ DANGER
SPINNING BLADES
KEEP CLEAR
BLADE CONTACT & FAILURE
CAN CAUSE INJURY

⚠ DANGER
SPINNING BLADES
KEEP CLEAR
BLADE CONTACT & FAILURE
CAN CAUSE INJURY



Velocity Plus™ Cutter Decks deliver an unmatched quality-of-cut and a wide, even discharge.



Heavy-duty Scag® spindles are the envy of the industry – Velocity Plus and Advantage™ decks.



Operator Suspension System with a coil-over shock provides incredible, adjustable comfort without affecting cut quality – Cheetah II™.



Hydraulic oil coolers and/or pump-cooling fans extend component life – most mower models, excluding V-Ride II™ 32"/36", SWZ and SW.



Heavy-duty driveshaft delivers solid, dependable power to the cutter deck – Turf Tiger II™.



Service points are easily accessible to decimate downtime and maximize your productivity.

THE SCAG DIFFERENCE



Ground speeds up to 16 mph ensure high productivity – Cheetah II.



Tri-Plate construction on Velocity Plus deck provides superior strength – V-Ride II and select zero-turn riders.



All Scag blower and truck loader impellers are fabricated in-house, then dynamically balanced to ensure ultra-smooth performance and long service life.



The Tiger Eye™ Advanced Monitoring System keeps a constant, real-time “eye” on important system functions on select Scag machines. A wide variety of systems are monitored in real time, giving you valuable information in just a glance, right from the operator’s seat. The backlit panel makes viewing easy in all conditions, from direct sunlight to complete darkness.



VELOCITY PLUS CUTTER DECK

Velocity Plus™ decks are legendary because of their proven performance and durability. No other deck leaves a smoother cut or channels and disperses clippings more evenly. The Velocity Plus deck combines a uniquely productive baffle design with the force of ultra-fast blade tip speeds to create a windstorm of air speed that disperses clippings far and wide. Professional cutters will tell you no other deck has that downright toughness or provides a better cut than the Scag® Velocity Plus Cutter Deck.

- The Scag Turbo Baffle increases discharge velocity and creates a fanning pattern of discharged clippings, dispersing them cleanly and evenly—virtually eliminating windrowing and clumping, even in heavy cutting conditions. The Turbo Baffle is standard on Velocity Plus cutter decks on riders and stand-on models.
- 48", 52", 61" and 72" Velocity Plus deck sizes available.
- Specially designed cutter blades stay sharper, longer.
- Extra-large discharge opening for maximum clipping dispersal.
- Dual 12", rear-mounted anti-scalp rollers provide additional turf protection; includes Turf Tiger II™, Cheetah II™ and Tiger Cat® II.
- Replaceable trim-side wear pad protects the deck and landscaping from scraping and impact damage (Velocity Plus and current Advantage™ decks).

Actual product may differ from photo.



Scag's patented Custom-Cut Baffle™ allows convenient adjustment of under-deck airflow for optimum performance under all conditions. Whether you are tackling difficult-to-cut grass or collecting leaves in the fall, you will be prepared to handle the job with ease.



Scag cutter decks deliver superior strength and performance. Three layers of high-strength steel create the nearly ½"-thick (0.485") Tri-Plate cutter deck top (V-Ride II™ and select zero-turn riders). Scag Velocity Plus and Advantage decks are backed with a 3-year, "no-crack" warranty.



AN INDUSTRY BENCHMARK THE SCAG HEAVY-DUTY SPINDLE

- Heavy-duty, 1½"-diameter shaft made of high-strength, hardened steel alloy.
- Matched set of tapered roller bearings provides up to 50% more load-carrying capacity than ball bearings.
- Top-mounted fitting for easy greasing.
- Grease relief valve prevents over-greasing.
- Secured with 5/16", grade-8 mounting hardware for superior strength.
- Three-year limited warranty (see page 77 for details).

Note: Patriot™, Freedom Z®, Liberty® Z and SWZT use a maintenance-free, sealed-aluminum-housing, ball-bearing spindle design.

CUTTER DECKS

THE SCAG VELOCITY PLUS REAR-DISCHARGE CUTTER DECK

The 61" Velocity Plus Cutter Deck is available with rear discharge (RD) on the Scag Cheetah II. Same tough spindles and Tri-Plate deck top, same Scag toughness built in. The Velocity Plus RD deck is ideal for cemeteries, roadsides, medians and parking lots, or any location where side-discharging is not allowed or is undesirable.



Advantage

ADVANTAGE DECK

For over two decades, the Advantage deck has been providing an ultra-smooth cut on any grass. Equipped with the adjustable Custom-Cut Baffle and Scag's heavy-duty cast-iron spindle, this deck has what it takes to do the job right for a very long time. 32" and 36" widths available. Available on some V-Ride II, SWZ and SW models.



HERO

HERO DECK

The Hero™ deck design was originally introduced with the Freedom Z, and is now found on the Patriot, Liberty Z and SWZT models as well. This extra-strong, fully fabricated and welded deck features "maintenance-free" aluminum spindles for years of worry-free performance. Available in 36", 42", 48", 52" and 61" widths.



SCAG
POWER EQUIPMENT

TURF TIGER II



Actual product may differ from photo.

TURF Tiger II

THE APEX PREDATOR

IT'S TIME FOR YOU TO RISE
TO THE TOP OF THE FOOD CHAIN.

Tame turf with the front-of-the-pack Turf Tiger II™, a machine that's tougher than any job you can throw at it. Engineered for superior durability, productivity and comfort, the Turf Tiger II gives you the edge over whatever nature throws at you while leaving you ready to take on the next challenge.



SCAG
POWER EQUIPMENT

TURF TIGER II



#ScagNation Profile



DWIGHT P.
Sun Prairie, WI

**SCAG OWNER FOR 1 YEAR
COMMERCIAL OPERATOR**

WHY DID YOU CHOOSE SCAG?

"They allow me to showcase my very best stripes."

HOW DOES OWNING A SCAG IMPROVE YOUR BUSINESS?

"We can give our customers the highest-quality service because we use the highest-quality equipment."

PROPANE 
ELECTRONIC FUEL-INJECTION

Turf Tiger II™ propane-powered model features a Kohler® Command PRO® EFI engine, along with a standard industrial, 33.5 lb/7.9-gallon, aluminum LP tank. Vapor withdrawal for maximum reliability.



Kubota diesel engine option also available.

Actual product may differ from photos.

FEATURES & SPECIFICATIONS

- High-strength, double-tube steel frame ensures a solid foundation for years of reliable service; replaceable front caster wheel weldment.
- Cutter deck driveshaft system provides consistent, reliable power and a wide cutting-height range; deck cutting heights range from 1½" to 6" in ¼" increments.
- Heavy-duty drive system features dual 16 cc pumps and high-torque 18 ci Parker wheel motors for responsive, dependable power.
- Up to 12 mph forward speed for maximum productivity.
- Large-capacity hydraulic system includes a large oil cooler to increase hydraulic component efficiency and extend system life; pump cooling fans further cool the hydraulic system.
- Fabricated, welded and reinforced Velocity Plus™ Cutter Deck is ultra-strong and true commercial-grade. Tri-Plate deck is nearly ½" thick.
- Large caster wheels feature tapered roller bearings in axles and pivots for long life; lip seal keeps grease in and dirt out.
- Flat-free caster tires reduce maintenance costs and keep you in the field, cutting grass.
- Large 6-ply, 26" drive tires deliver superior traction and a smooth ride.
- Command-Comfort Operator Station features unprecedented levels of adjustability and ergonomics. This individualized system fights fatigue and provides maximum comfort and convenience.
 - 4-point, rubber iso-mounted, torsion-spring suspension seat adjusts to operator's weight to provide superior comfort. Seat features full padding, forward/rearward adjustment, high back, adjustable armrests and adjustable back angle.
 - Quick-Fit™ steering control levers are fully adjustable to provide a custom fit for maximum comfort.
 - 3-position deck-lift foot pedal allows individualized comfort for operators of all heights.
- Convenient cup holder keeps beverage within reach.
- ROPS (Roll-Over Protection System) is standard equipment, featuring low hinge point for easy transport and storage.
- Adjustable, foot-operated parking brake allows the operator to apply the brake without removing hands from the steering controls. Ausco disc brakes for reliable performance.
- Ultra-low center of gravity makes the Turf Tiger II surefooted on a wide variety of terrain.
- Large-capacity, single fuel tank with a large, angled neck for easy filling provides hours of cutting without refueling; 12-gallon capacity. Tank is mounted under the seat to lower the center of gravity for better stability and handling.
- Tiger Eye™ Advanced Monitoring System keeps a constant, real-time "eye" on important system functions of the Turf Tiger II. (Specific functions vary by mower model and engine.)

FUEL INJECTION

MAXIMIZE POWER & REDUCE FUEL COSTS


The Scag® Turf Tiger II is available with an air-cooled Briggs & Stratton® Vanguard® BIG BLOCK™ EFI engine. This engine is equipped with electronic fuel injection (EFI) to reduce fuel consumption and maximize power. The Turf Tiger II can also be outfitted with a Kawasaki® FD850D-DFI (digital fuel injection) or propane-powered Kohler Command PRO EFI engine that optimizes fuel economy and maximizes your profitability.



Dual 16 cc Hydro-Gear® pumps power this dependable drive system. Pump shock valves ensure reliability and long life. Cooling fans help maintain safe operating temperatures.



Heavy-duty driveshaft delivers solid, dependable power to the cutter deck. Specially engineered for ease of maintenance.



Oil cooler keeps hydraulic temperatures low for efficient operation, added reliability and long component life.



SCAG
POWER EQUIPMENT

CHEETAH II



Actual product may differ from photo.

CHEETAH II

OUTCLASS. OUTPERFORM. OUTRUN.

IN YOUR WORLD, IT PAYS TO BECOME MORE SWIFT, AGILE AND POWERFUL—LITERALLY.

Stay on top with the quick and precise Cheetah II™, a machine that devours jobs at a pace you've only dreamed of while delivering an unmatched quality-of-cut and incredibly smooth ride. With the Cheetah II, you'll never be caught from behind.



SCAG
POWER EQUIPMENT

CHEETAH II



#ScagNation Profile



COLE H.

**SCAG OWNER FOR 2 YEARS
COMMERCIAL OPERATOR**

WHY DID YOU CHOOSE SCAG?

*"Best cutting mower
I have tried and a good
local dealer."*

**HOW DOES OWNING A SCAG
IMPROVE YOUR BUSINESS?**

*"I am able to mow more
efficiently due to the
quality-of-cut compared
to other mower brands
I have had in the past."*



Actual product may differ from photos.

FEATURES & SPECIFICATIONS

- Quick-Fit™ steering control levers, the Operator Suspension System and a spacious footplate reduce fatigue for comfortable operation.
- Double-tube mainframe makes the Cheetah II™ tough, durable and dependable year after year.
- Extra-low center of gravity gives the Cheetah II surefooted stability on a wide variety of terrain.
- Fabricated, welded and reinforced Velocity Plus™ Cutter Deck is ultra-strong and truly commercial-grade. Tri-Plate deck top is nearly ½" thick.
- Engine options include Kawasaki® FX EFI or Briggs Vanguard® EFI.
- Dual tanks provide up to a 13-gallon fuel capacity to keep you mowing for hours, ensuring better productivity.
- Heavy-duty Ogura GT5 (350 ft lb) clutch; adjustable air gap for long service life.
- Adjustable, three-position steering-lever-dampener mounting lets you customize the feel and responsiveness of the controls for easier operation.
- Convenient cup holder keeps beverage within reach.
- Foot-operated parking brake allows the operator to apply the brake without removing hands from the steering controls.
- Dual, integrated Hydro-Gear® transaxles give you responsive, dependable power; a cooling fan on each unit keeps operating temperatures low.
- Large-capacity hydraulic system increases component efficiency and extends system life.
- Extra-large drive tires provide dependable traction and a smooth ride.
- 6"-wide, flat-free front caster tires have tapered roller bearings in the axles and pivots for long life; lip seals keep grease in and dirt out.
- Tiger Eye™ Advanced Monitoring System keeps a constant, real-time "eye" on important system functions of the Cheetah II. (Specific functions vary by mower model and engine.)
- Integrated tie-down locations make securing the Cheetah II on a trailer simple.

OPERATOR SUSPENSION SYSTEM



Isolates the operator station from the effects of rough terrain. A coil-over shock provides effective suspension action right where it's needed, and only where it's needed, for a smooth ride. Adjust the suspension system on the fly from firm to soft with a selection of five settings to match your personal preference.

This ultra-simple design utilizes only three moving parts to cushion the operator while maintaining the structural integrity of the mower's frame. Most importantly, this suspension system has no negative effect on the quality-of-cut.



The comfortable, contoured seat features rubber iso-mounts at four points to absorb vibration and increase comfort.



Two-speed ZT-5400® transaxle lets you choose either Low Range to travel up to 12 mph or High Range for up to 16 mph.



Operator-friendly instrument panel includes a conveniently located ignition switch, cutter-deck-engagement switch, choke, throttle controls and Tiger Eye Advanced Monitoring System.

SCAG
POWER EQUIPMENT

TIGER CAT II



Actual product may differ from photo.

TIGER CAT II

CLAIM YOUR TERRITORY

**THE POWER OF A TIGER.
THE SWIFTNESS OF A CAT.**

The nimble Tiger Cat® II combines the best of both worlds. Making full use of its compact footprint and robust engine, this easily adjustable and extremely durable machine gets into, around and out of tight spaces quickly—putting you on the path toward increased profitability.



SCAG
POWER EQUIPMENT

TIGER CAT II



#ScagNation Profile



MIKE R.
Amherst, NY

**SCAG OWNER FOR 10 YEARS
COMMERCIAL OPERATOR**

WHY DID YOU CHOOSE SCAG?

"Scag construction is superior to other brands, and they design mowers to be serviceable and to last a very long time. I would never own anything else."



Actual product may differ from photos.

FEATURES & SPECIFICATIONS

- Heavy-duty, tubular-steel frame provides a solid foundation for years of reliable service; replaceable front caster wheel weldment.
- Fabricated, welded and reinforced Velocity Plus™ Cutter Deck is ultrastrong and truly commercial-grade. Tri-Plate deck is nearly ½" thick.
- Powerful drive system features dependable design, while dual 12 cc pumps and high-torque, cast-iron wheel motors ensure reliable power.
- Up to 12 mph forward and 5 mph reverse ground speeds make quick work of tough jobs.
- Low center of gravity delivers sure footing on a variety of terrain.
- Torsion-spring suspension seat adjusts to operator's weight to provide superior comfort. Seat features full padding, forward/rearward adjustment, high back, adjustable armrests and adjustable back angle.
- 4-point, rubber iso-mounting provides additional comfort to the seat.
- Large 24" drive tires ensure solid traction and curb-climbing ability.
- 9.5-gallon approximate fuel capacity for hours of cutting time. Large fuel tank filler neck allows for quick refueling. Fuel tank features a molded-in cup holder for extra convenience.
- Foot-operated parking brake allows the operator to apply the brake without removing hands from the steering controls. Ausco disc brakes for reliable performance.
- Large flat-free caster wheels feature tapered roller bearings for long life. Lip seals keep grease in and dirt out.
- Tough idler pulley system features all-steel pulleys, high-quality bearings and pulley-bearing debris guards for long, reliable service.
- Tiger Eye™ Advanced Monitoring System keeps a constant, real-time "eye" on important system functions of the Tiger Cat® II. (Specific functions vary by mower model and engine.)
- User-friendly design provides simple operation and allows easy access for maintenance.
- Air-filtration systems ensure clean engine air for maximum power and long life; heavy-duty remote canister filter on Kawasaki® FX and Briggs Vanguard® engines.
- All Tiger Cat II models include standard twin-stick steering controls, flat-free front caster tires and foldable Roll-Over Protection System (ROPS).

-
- A variety of accessories are available for the Tiger Cat II, such as:
 - Grass Catchers.
 - Mulching Systems.
 - Trailer Hitch.
 - Tiger Striper Lawn Striping System.
 - Chrome Wheel Covers.
 - LED Light Kit.
 - Operator-Controlled Discharge Chute (OCDC).

See page 53 for additional options.



Operator-friendly instrument panel includes a conveniently located ignition switch, cutter-deck-engagement switch, choke, throttle controls and Tiger Eye Advanced Monitoring System.



High-torque, cast-iron wheel motors ensure dependability. Heavy-duty drive system is designed for reliability.



Heavy-duty Ogura GT3.5 clutch features 250 ft lb of holding strength. Adjustable air gap for long life.



Entire foot plate area lifts to provide complete access to the top of the deck for easy servicing.



Adjustable, 3-position deck-lift foot pedal makes changing the height-of-cut fast and easy. Adjusts from 1" to 5" in ¼" increments.



Rugged 12 cc hydraulic pumps feature pressure-relief valves and top-mounted fans for added reliability and longer life.

SCAG
POWER EQUIPMENT

PATRIOT



Actual product may differ from photo.

PATRIOT

 USA **SCAG**

MAKE A DECLARATION

**BUILT TO DELIVER MAINTENANCE-FREE,
HIGH-PERFORMANCE OPERATION AND
A BEAUTIFUL QUALITY-OF-CUT.**

The Patriot™ makes a statement; it says you're a hardworking lawn care professional that believes in getting a job done right. In other words, this machine is built to make money and leave your customers—and their neighbors—saluting your handiwork.



SCAG
POWER EQUIPMENT

PATRIOT



#ScagNation Profile



SEAN R.

West Camp, NY

**SCAG OWNER FOR 1 YEAR
HOMEOWNER OPERATOR**

WHY DID YOU CHOOSE SCAG?

"Great dealership and looking for a durable/reliable mower."

HOW DOES OWNING A SCAG IMPROVE YOUR LANDSCAPING?

"Saves time with cutting speed and reliability."

FAVORITE FEATURES OF YOUR SCAG?

"The quality-of-cut, drive-motor power and comfort."



2-Bag Grass Catcher with Spindle-Driven Blower
See page 48 for details.

Actual product may differ from photos.

FEATURES & SPECIFICATIONS

- 52" or 61" cutter deck with anti-scalp rollers provides a beautiful quality-of-cut.
- Hero™ cutter deck features sealed aluminum spindles with ball bearings that deliver maintenance-free, high-performance operation; ½"-thick mounting flange.
- Torsion-spring suspension seat is easily adjustable and delivers a high level of operator comfort.
- Low-maintenance mower design reduces grease points for operator convenience.
- 6.5-gallon total fuel capacity maximizes refueling intervals to save time and get the job done fast. Large, angled fuel neck for easy filling.
- Cup holder and storage tray built into fuel tank for operator convenience.
- Innovative height-of-cut adjustment is quick and conveniently adjusts from 1½" to 5" in ¼" increments.
- Self-adjusting belt systems keep belts in constant, proper adjustment for long life.
- Commercial-grade, powder coat paint for an attractive, professional finish and increased durability.
- Digital hour meter features preprogrammed maintenance reminders.
- Highly flexible discharge chute will not dent and is easy on the landscape.
- Low-profile, foldable Roll-Over Protection System (ROPS).
- Hydro-Gear® ZT-3100® (SPZ52) or ZT-3400® (SPZ61) hydro transaxles (2 independent units with charge pumps and all-metal gears) deliver smooth drive power while spin-on oil filters provide easy maintenance.
- Extra-low center of gravity for maximum stability over challenging terrain.
- Ground speeds up to 10 mph (SPZ61) or 8.5 mph (SPZ52) for maximum productivity.
- Large front caster tires and extra-large 22" (SPZ52) or 24" (SPZ61) drive tires for solid traction and a smooth ride.
- Foot-operated parking brake activates a disc brake system; Ausco disc brakes for reliable performance.
- Rubber iso-mounted footplate for increased operator comfort.
- 2-year commercial or 3-year/500-hour non-commercial mower warranty. See the Scag® Limited Warranty Statement for complete details.



Powerful Kawasaki® FX V-Twin, Briggs Vanguard® or Kohler® Command PRO® engine options up to 26 hp provide smooth, reliable power.




Convenient operator station puts the mower controls within easy reach.



Cutter-deck-lift foot pedal is spring-assisted and makes raising the cutter deck smooth and easy.



Pierced, extruded-steel footplate is rubber iso-mounted for enhanced comfort.



Four-corner deck-leveling system ensures easy cutter-deck adjustments for an even cut.



Ogura GT2 (108 ft lb) PTO clutch brake for easy deck engagement. Adjustable internal air gap for long life.

SCAG
POWER EQUIPMENT

FREEDOM Z



Actual product may differ from photo.

FREEDOM Z

 **USA SCAG**

FOR PROS & PROS AT HOME
ALL BUSINESS. EVEN AT HOME.

The Freedom Z[®] is perfect for landscapers needing a machine that can go the distance or for the pro-at-home who owns a large-acreage lot. Commercial-quality through and through, this machine is comfortable anywhere the job needs to be done.



SCAG
POWER EQUIPMENT

FREEDOM Z



#ScagNation Profile



Photo property of Scag.



JACKSON S.

Louisville, KY

**SCAG OWNER FOR 2 YEARS
COMMERCIAL OPERATOR**

FAVORITE FEATURE OF YOUR SCAG?

"The quality-of-cut is unsurpassed."

**HOW DOES OWNING A SCAG
IMPROVE YOUR BUSINESS?**

"After I cut with a Scag for the first time, I decided to start a lawn business."



Actual product may differ from photos.

FEATURES & SPECIFICATIONS

- 48" or 52" Hero™ cutter deck with anti-scalp rollers provides a beautiful quality-of-cut.
- Hero cutter deck features sealed aluminum spindles with ball bearings that deliver maintenance-free, high-performance operation; ½"-thick mounting flange.
- Comfortable, thick-cushioned seat is easily adjustable and delivers a high level of operator comfort.
- Low-maintenance mower design reduces grease points for operator convenience.
- 6.5-gallon total fuel capacity maximizes refueling intervals to save time and get the job done fast.
- Cup holder and storage tray built into fuel tank for operator convenience.
- Innovative height-of-cut adjustment is quick and conveniently adjusts from 1" to 4½" in ¼" increments.
- Easy-to-read fuel gauge adds convenience.
- Interlocked parking brake system prevents movement when parked on slopes. The mower will not operate with the brake on, preventing premature brake wear.
- Self-adjusting belt systems keep belts in constant, proper adjustment for long life.
- Hydro-Gear® ZT-2800® hydro transaxles (2 independent units with charge pumps and all-metal gears) deliver smooth drive power while spin-on oil filters provide easy maintenance.
- Large front caster tires and 20" drive tires ensure solid traction and a smooth ride.
- Digital hour meter features preprogrammed maintenance reminders to help you keep your mower running great.
- Ground speeds up to 8 mph for high productivity.
- Highly flexible discharge chute will not dent and is easy on the landscape.
- Low-profile, fixed-position Roll-Over Protection System (ROPS). Foldable ROPS option available as an accessory.
- Extra-low center of gravity for maximum stability over challenging terrain.
- Commercial-grade powder coat paint for an attractive, professional finish and increased durability.
- 3-year/500-hour non-commercial or 1-year commercial mower warranty. See the Scag® Limited Warranty Statement for complete details.




Powerful V-Twin engine options up to 26 hp provide smooth, reliable power.




Convenient operator station puts the mower controls within easy reach.



Cutter-deck-lift foot pedal is spring-assisted and makes raising the cutter deck smooth and easy.



Pierced, extruded-steel footplate for enhanced comfort.



Four-corner deck-leveling system ensures easy cutter-deck adjustments for an even cut.



Ogura GT1 (74 ft lb) PTO clutch brake for easy deck engagement. Adjustable internal air gap for long life.

SCAG
POWER EQUIPMENT

LIBERTY Z



Actual product may differ from photo.

★ LIBERTY ★ Z

 USA **SCAG**

COME HOME TO THE BEST

BECAUSE EVERY HOME DESERVES STRIPES.



The Liberty® Z is designed and manufactured to deliver a top-of-the-line experience at a homeowner price point. It's a machine that's most at home, at your home. The Liberty Z gives more people the chance to see why Scag® machines are Simply the Best.

SCAG
POWER EQUIPMENT

LIBERTY Z



SZL-36H-18FR shown.

#ScagNation Profile



ALAN M.
Lisbon, CT

**SCAG OWNER FOR 1 YEAR
HOMEOWNER OPERATOR**

**HOW DOES OWNING A SCAG
IMPROVE YOUR LANDSCAPING?**

*"Residentially it assists
in dominating the
neighborhood!"*

FAVORITE FEATURE OF YOUR SCAG?

*"The Tiger Striper Lawn
Striping System
for sure!"*

New 42" model (shown) available.




Actual product may differ from photos.

FEATURES & SPECIFICATIONS

- Low-maintenance mower design reduces grease points for owner convenience.
- Fully fabricated and welded 36", 42", 48", 52" or 61" Hero™ cutter deck with anti-scalp rollers provides a beautiful quality-of-cut. This is the same proven deck design found on the Freedom Z® and Patriot™ models.
- Ground speeds up to 7 mph for high productivity.
- Hydro-Gear® ZT-2800® or ZT-3100® (61" model) hydro transaxles (2 independent units with charge pumps and all-metal gears) deliver smooth drive power and feature spin-on oil filters for easy maintenance. The 48" model features proven Tuff Torq transaxles.
- Extra-low center of gravity for maximum stability.
- Large 11" front caster tires and 20" drive tires for solid traction and a smooth ride.
- Sealed aluminum cutter deck spindles with ball bearings deliver maintenance-free, high-performance operation; ½"-thick mounting flange for incredible strength.
- Self-adjusting belt systems keep belts in constant, proper alignment for long life.
- Easy access to the engine oil-drain and filters for quick and simple maintenance.
- Powder coat paint for a showroom-quality finish and increased durability.
- Full-featured instrument panel with all controls within convenient reach of the operator.
- Digital hour meter features preprogrammed maintenance reminders to help you keep your mower running great.
- Large-diameter, padded, adjustable steering levers for ergonomic operation.
- Highly flexible discharge chute will not dent and is easy on the landscape.
- Wide, spacious footplate with extruded pattern for safe traction while getting on and off the mower.
- Fuel capacity of up to 5.5 gallons (48", 52" and 61" models) maximizes refueling intervals to save time and get the job done fast. Cup holder built into the fuel tank for operator convenience.
- 5-year/750-hour non-commercial mower warranty. See the Scag® Limited Warranty Statement for details.
- A variety of accessories are available to meet your specific needs, such as:
 - 2-Bag Grass Collection System.
 - Hurricane Mulch System.
 - LED Light Kit.
 - Trailer Hitch.

See page 53 for additional options.



Cushioned, contoured and bolstered seat is adjustable and delivers a high level of comfort. Standard armrests on the 48", 52" and 61" models provide additional stability and comfort no matter how long the job.



Heavy-duty, tubular-steel frame provides a solid foundation for years of reliable service.



Easy-to-use height-of-cut adjustment is quick and conveniently adjusts from 1½" to 4½" in ¼" increments.



Add a 2-Bag Grass Collection System to your Liberty® Z mower to give your lawn a pristine, clipping-free finish.

SCAG
POWER EQUIPMENT

V-RIDE II



Actual product may differ from photo.

V-RIDE II

GO THE DISTANCE

WITHOUT HAVING TO TAKE A BREAK.

Featuring a comfortable operator platform with first-class suspension that minimizes fatigue to the operator, the V-Ride II™ delivers a natural, intuitive and smooth riding position the entire day. With unrivaled performance, stability and durability, this machine helps keep you in tip-top condition to get the job done day after day, year after year.



SCAG
POWER EQUIPMENT

V-RIDE II



#ScagNation Profile



MATTHEW H.
Mount Vernon, OH

**SCAG OWNER FOR 1 YEAR
COMMERCIAL OPERATOR**

WHY DID YOU CHOOSE SCAG?

"Being in the green industry, you need reliable and long-lasting equipment, and that's why I chose Scag. They have excellent support and they are built to last!"



Actual product may differ from photos.

FEATURES & SPECIFICATIONS

- Spacious operator platform with adjustable suspension delivers a smooth ride and reduces operator fatigue.
- Scag® heavy-duty cutter deck spindles with 1 $\frac{1}{8}$ " hardened-steel shaft, cast-iron housing and greaseable, tapered roller bearings provide reliable strength. Spindles covered by a 3-year warranty.
- Strong, reliable Ogura PTO clutch engages and disengages the blades quickly and easily with adjustable air gap for long life. Models with 37 hp or more feature a SoftStart Electric Clutch Controller.
- Powerful and efficient Kawasaki® and Briggs Vanguard® engines provide smooth, reliable power. EFI options deliver exceptional fuel efficiency and dependable performance.
- Heavy-duty canister air filter available on Briggs Vanguard and Kawasaki FX and FX EFI engines.
- Heavy-duty steel frame construction ensures a solid foundation for long life.
- Built-in tie-down points allow for quick and easy transport.
- Large drive tires provide surefooted traction: 20" tires on the 32" and 36" models; 24" tires on the 48", 52" and 61" models.
- Rugged dual hydraulic drive system delivers dependable power with 12 cc Hydro-Gear® pumps with cooling fans; 10 cc pumps on 32" and 36" V-Ride II™.
- Productive ground speeds help get the job done fast: up to 10.5 mph on most models; up to 8.5 mph on 32" and 36" models.
- Large 8-gallon fuel tank (6.75-gallon fuel tank on the 36" and 5-gallon on the 32" models). All models feature large, angled filler neck and fuel gauge for operator convenience.
- Flat-free (semi-pneumatic) front caster tires eliminate downtime and expense caused by flat tires.
- Tiger Eye™ Advanced Monitoring System keeps a constant, real-time "eye" on important system functions of the V-Ride II. (Specific functions vary by mower model and engine. Not available on 32" or 36" models.)
- The 32" and 36" Advantage™ and the 48", 52" and 61" Velocity Plus™ Cutter Decks provide an unmatched quality-of-cut and a wide, even discharge. Tri-Plate deck tops on 36"-61" models are nearly $\frac{1}{2}$ " thick.
- The V-Ride II is covered by a strong 2-year commercial or 3-year/500-hour non-commercial mower warranty. See the Scag Limited Warranty Statement for details.
- A variety of accessories are available for the V-Ride II such as:
 - 2-Bag Spindle-Driven Grass Catcher.
 - Side-Mounted Fabric Grass Catcher.
 - Hurricane Plus™ Mulch System.
 - Blade Buddy™.
 - Operator-Controlled Discharge Chute (OCDC).
 - LED Light Kit.

See page 53 for additional options.



Ergonomic operator controls provide incredible ease of use along with maximum comfort. Intuitive control design minimizes the learning curve for new operators.



Easily change cutting heights in the field with no tools (1 $\frac{1}{2}$ " to 4 $\frac{1}{2}$ " in $\frac{1}{4}$ " increments). Deck can be lifted from the operating position with the pull of a spring-assisted lever.



Easy-to-reach, full-featured instrument panel has ignition key, cutter-deck-engagement switch, throttle, choke and Tiger Eye Advanced Monitoring System. (Tiger Eye not available on 32" and 36" V-Ride II models.)



Extra-large comfort cushion allows for comfortable operation, hour after hour. Adjustable platform suspension further enhances operator comfort.



Comfort cushion and lower panel are removable to allow quick and easy service access to the hydraulic system.

SCAG
POWER EQUIPMENT

SWZ



HYDRO-DRIVE WALK-BEHIND SIMPLE & EFFICIENT DESIGN

Hydraulic power and simple design combine to make the SWZ the most efficient and easy-to-handle walk-behind you can buy. The SWZ has all the features Scag® mowers are famous for: tough, durable components for long life and heavy-duty cutter decks that deliver an unmatched cut.

- Heavy-duty Advantage™ and Velocity Plus™ Cutter Decks are constructed for outstanding durability (52" and 61" decks are made with a 10-gauge top and 7-gauge skirt, 36" and 48" decks are constructed of 7-gauge steel).
- Tough spindle assembly features a cast-iron housing with a heavy-duty flange secured with $\frac{5}{16}$ " grade-8 mounting hardware. Tapered roller bearings add 50% more load-carrying capacity than ball bearings. Covered by a 3-year limited warranty.
- Productive ground speeds up to 7.4 mph get the job done fast.
- Large 5.5-gallon fuel tank features a molded-in cup holder and large filler neck.
- Convenient instrument panel puts controls at operator's fingertips. Panel has key, cutter-deck-engagement switch, choke and throttle. SWZ also includes tracking adjustment, parking brake, forward-speed lever and digital hour meter.
- Fixed cutter deck adjusts from 1 $\frac{3}{4}$ " to 4 $\frac{1}{2}$ " in $\frac{1}{4}$ " increments.
- Large 16" drive wheels feature rounded edges for better flotation and less turf tearing.
- Flat-free (semi-pneumatic) front caster tires reduce maintenance costs and keep you in the field, cutting grass.
- Nylon hydraulic fluid reservoir features a large surface area to keep operating temperatures low.

Actual product may differ from photos.

#ScagNation Profile



ADDISON E.

Neptune, NJ

**SCAG OWNER FOR 6 YEARS
COMMERCIAL OPERATOR**

WHY DID YOU CHOOSE SCAG?


"Quality."

HOW DOES OWNING A SCAG IMPROVE YOUR BUSINESS?

*"Less breaking down,
which means less
downtime."*



Spring-assisted EZ-Grip design reduces hand force required to operate drive controls for maximum operator comfort.



De clutch cold-start feature enhances cold-weather starting. It uses a large, easy-to-pull chain that locks into a slot in the engine deck to relieve pump pressure.



Adjust-A-Trac tool is conveniently mounted on the engine deck for quick and easy neutral and tracking adjustments in the field.



Dependable Ogura clutch engages and disengages the blades quickly and easily. Adjustable air gap for long life.

- Brake interlock switch prevents operation of unit with parking brake on.
- Hydro transmission belt is self-adjusting to save maintenance time and extend belt life.
- Belt cover has easy-access holes to reach the top spindle nuts for blade removal.
- Flexible discharge chute will not dent and is easy on landscaping.



BELT-DRIVE WALK-BEHIND

SIMPLE & EASY-TO-SERVICE DESIGN

Simple-to-maintain belt-drive design and five-speed transmission makes the SW easy to service and operate. Economical, durable and productive, the SW Walk-Behind provides years of dependable operation and an outstanding return on investment.

- Heavy-duty Advantage™ and Velocity Plus™ Cutter Decks are constructed for outstanding durability (52" decks are made with a 10-gauge top and 7-gauge skirt; 32", 36" and 48" decks are constructed of 7-gauge steel).
- Large drive wheels feature rounded edges for better flotation and less turf tearing.
- Large 5.5-gallon fuel tank features a molded-in cup holder and large filler neck.
- Tough spindle assembly features a cast-iron housing with a heavy-duty flange secured with 5/16", grade-8 mounting hardware. Tapered roller bearings add 50% more load-carrying capacity than ball bearings. Covered by a 3-year limited warranty.
- Fixed cutter deck adjusts from 1 3/4" to 4 1/2" in 1/4" increments.
- Flat-free (semi-pneumatic) front caster tires reduce maintenance costs and keep you in the field, cutting grass.
- Full commercial-grade construction ensures years of productive use.

Actual product may differ from photos.

#ScagNation Profile



NICHOLAS C.

Winfield Park, NJ

SCAG OWNER FOR 20+ YEARS

WHY DID YOU CHOOSE SCAG?

"It does jobs so much faster and can make lawns look like green carpets."

HOW DOES OWNING A SCAG IMPROVE YOUR BUSINESS?

"It just makes life easier and it can cut high grass with ease."



Dependable Ogura clutch engages and disengages the blades quickly and easily. Adjustable air gap for long life.



Five-speed Peerless transmission features nine-spline coupler shafts for durability and a wide selection of forward ground speeds.



Spring-assisted EZ-Grip design reduces hand force required to operate drive controls for maximum operator comfort.

- Productive ground speeds up to 6 mph get the job done fast.
- Convenient instrument panel puts controls at operator's fingertips. Panel has key, cutter-deck-engagement switch, choke, throttle and digital hour meter.
- Belt cover has easy-access holes to reach the top spindle nuts for blade removal.
- Flexible discharge chute will not dent and is easy on landscaping.

SCAG
POWER EQUIPMENT

17MS



HYDRO-DRIVE WALK-BEHIND

COMFORTABLE & DEPENDABLE OPERATION

- Large 18" drive tires and 9" front caster tires provide stability.
- Ground speeds up to 7 mph forward and 3 mph in reverse get the job done fast.
- Available with a Kawasaki® FS series engine for smooth, reliable power. Convenient oil-drain access allows for easy maintenance.
- Large 5.5-gallon fuel tank features a molded-in cup holder and large filler neck for convenience; built-in fuel gauge.
- Adjustable height-of-cut from 1½" to 4½" in ¼" increments.
- Extra-strong, fully fabricated and welded steel Hero™ cutter deck; 36", 48", 52" or 61" floating deck design provides a beautiful quality-of-cut.
- Sealed aluminum spindles with ball bearings deliver maintenance-free, high-performance operation; ½"-thick mounting flange for strength.
- Strong, reliable Ogura PTO clutch engages and disengages the blades quickly and easily. Adjustable air gap for long life and reduced maintenance costs.

Actual product may differ from photos.

#ScagNation Profile



Photo property of Scag.



ZACHARY G.

Knoxville, TN

**SCAG OWNER FOR 5 YEARS
COMMERCIAL OPERATOR**

WHY DID YOU CHOOSE SCAG?

"The highest quality and craftsmanship in the game."

HOW DOES OWNING A SCAG IMPROVE YOUR BUSINESS?

"Less maintenance, better on fuel, less time spent doing repairs."



ERGONOMIC CONTROL SYSTEM

Ultra-comfortable, ergonomic control system designed to make operation easy, hour after hour. The controls not only contour to the natural angles of your extended arms but are placed to keep your hands out of harm's way when mowing next to trees and bushes. Unitized handle construction provides added strength.



Innovative, rider-style height-of-cut adjustment is quick and convenient.



Dual hydraulic ZT-2800® transaxles with cooling fans and steel fan covers allow independent, amazingly smooth and positive power to each wheel; two independent units with charge pumps and all-metal gears. Rear skid plate protects the underside and transaxles from impact damage.



Dependable Ogura clutch engages and disengages the blades quickly and easily. Adjustable air gap for long life.

- 3-year/500-hour non-commercial or 2-year commercial mower warranty. See the Scag® Limited Warranty Statement for complete details.
- Easy-to-reach, full-featured instrument panel has ignition key, cutter-deck-engagement switch, speed-selection lever, throttle, choke and digital hour meter.
- Brake interlock switch prevents operation of unit with parking brake on.



SFC-30-7CV



SFC-30-7CV-S

FINISH CUT WALK-BEHIND FINISH THE JOB

Fully welded and fabricated using ultra-strong, military-grade steel for years of dependable performance, the SFC-30 Finish Cut Walk-Behind Mower is no pushover. Packing big productivity and versatility into a compact form, this commercial-grade machine delivers a beautiful, professional quality-of-cut, helping you put the finishing touches on the job or at home.

- Heavy-duty construction ensures years of worry-free service and productivity.
- Blade brake clutch allows the operator to disengage cutter blades without shutting off the machine.
- Offset cutter blade layout results in a simple, more user-friendly system than timed belt setups.
- Easy-to-maintain design means belt replacement takes less than half the time as compared to timed belt designs. Tool-free removal of belt cover.
- Proven, maintenance-free GT MV 702 transmission delivers dependable drive power.
- Productive ground speeds help get the job done fast; up to 4 mph.

Actual product may differ from photos.

#ScagNation Profile



DILLON C.

Galena, KS

**SCAG OWNER FOR 3 YEARS
COMMERCIAL OPERATOR**

HOW DOES OWNING A SCAG IMPROVE YOUR BUSINESS?

"I can now start mowing early in the morning without worrying about the grass clumping from being wet. The Scag still delivers a perfect cut."

- Extra-strong, fully fabricated and welded cutter deck; 14-gauge, grade 100, military-grade steel deck shell with 12-gauge spindle reinforcement plate. ¼" trim-side bar provides extra protection.
- Powerful and efficient Kohler® Command PRO® CV224 engine delivers ample power, along with exceptional efficiency and dependable performance.
- Quick engine oil-drain paired with Kohler's Clean-Change™ System make for easy oil changes without a mess.
 - 3-year limited engine warranty through Kohler.
 - 1-gallon fuel tank provides long run time (excludes CA models).
- Large, wide tires provide dependable traction and even load disbursement; fixed-position or swiveling front wheels, depending on the model.
- Front and rear tie-down points for easy trailering.
- Strong warranty: 1-year commercial or 3-year / 500-hour non-commercial limited warranty coverage against manufacturing defects.



Front swivel caster wheel model offers increased ease of maneuverability in highly landscaped areas. Swivel Wheel accessory also available to convert fixed-wheel models.



3-in-1 versatility delivers the ability to side-discharge, mulch or collect clippings. All items come standard, so you can meet the demands of any job without purchasing extra accessories.



Ultra-comfortable, ergonomic control system is designed to make operation easy, hour after hour. 5-position handlebar height adjustment.



Single-point, rider-style height-of-cut adjustment. Cutting heights from 1½" to 5" in ¼" increments. Pin installs from the top for quick, easy changes.



TURF TIGER II



TIGER CAT II

CLAM-SHELL GRASS CATCHER

- High-capacity, 12-bushel/112-gallon hopper.
- Easily dump the hopper from the operator's seat. Ideal for on-site dumping or dumping onto a tarp.
- After the initial installation, the blower, debris tube and hopper can be quickly removed or reinstalled.
- High-speed, balanced, all-steel blower is spindle-driven off of the cutter deck. No auxiliary engine means less weight, less maintenance, lower cost and quieter operation.
- The debris screen simply slides out from the side of the hopper and can be cleaned at any time without having to first empty the hopper.
- Spring-loaded, self-adjusting belt drives the powerful, debris-reducing blower.
- Vertical blower design increases mower width by only 8½" for the Turf Tiger II™, Cheetah II™ and Tiger Cat® II models. That's narrower than the discharge chute and allows for easy trimming and convenient trailer loading.
- Blower assembly (excluding belt) is covered by a 1-year warranty.



CLAM-SHELL GRASS CATCHER & FABRIC 3-BAG GRASS CATCHER: All spindle-driven catchers have a balanced, all-steel, 4-blade blower that pulverizes debris, reducing particle size to increase packing density.



CLAM-SHELL GRASS CATCHER & FABRIC 3-BAG GRASS CATCHER: Both of the catchers include front weights and a mounting bar, keeping the center of gravity low and stable (number of weights depends on catcher and mower model).

FABRIC 3-BAG GRASS CATCHER

- High-capacity, 16-bushel/148-gallon bagging system.
- Individual bags are ideal for dumping into containers or back of a truck.
- After the initial installation, the blower, debris tube and 3-bag collection unit can be quickly removed or reinstalled.
- High-speed, balanced, all-steel blower is spindle-driven off of the cutter deck. No auxiliary engine means less weight, less maintenance, lower cost and quieter operation.
- Metal debris screen inside hood is durable and easy to clean.
- Spring-loaded, self-adjusting belt drives the powerful, debris-reducing blower.
- Vertical blower design increases mower width by only 8½" for the Turf Tiger II, Cheetah II and Tiger Cat II models. That's narrower than the discharge chute and allows for easy trimming and convenient trailer loading.
- Blower assembly (excluding belt) is covered by a 1-year warranty.



FABRIC 3-BAG GRASS CATCHER: Three tapered, commercial-grade, fabric grass-collection bags make dumping easy. Optimum debris packing means less time emptying the bags and more productive mowing.



FABRIC 3-BAG GRASS CATCHER: Hard, molded-plastic bottoms help keep the bags safe from curb and trailer damage. The steel grab handle and tapered bag design make emptying the bags easy.



V-RIDE II



PATRIOT

- 2-Bag Grass Catcher with Spindle-Driven Blower available for V-Ride II™ and Patriot™ models only. Not available for 32" and 36" V-Ride II models. Spindle-driven 2-bag catcher models include a 6" debris tube.

FABRIC GRASS CATCHERS



LIBERTY Z

FABRIC 2-BAG GRASS CATCHER

- Heavy-duty, 2-Bag Grass Catcher with 8" debris tube provides seven bushels of collection capacity. This system uses ultra-tough, commercial-grade bags for optimum debris packing and easy emptying. Fits Patriot, Freedom Z® and Liberty® Z models.

FABRIC BAG GRASS CATCHER

- The Scag® Fabric Bag Grass Catcher features a 4-cubic-foot capacity and is lightweight for easy dumping.



Two tapered, commercial-grade, fabric grass-collection bags make dumping easy. Optimum debris packing means less time emptying the bags and more productive mowing.



Hard, molded-plastic bottoms help keep the bags safe from curb and trailer damage. The steel grab handle and tapered bag design make emptying the bags easy.



2-Bag Grass Catchers include front weights and a mounting bar, keeping the center of gravity low and stable (number of weights depends on catcher and mower model).



All spindle-driven catchers have a balanced, all-steel, 4-blade blower that pulverizes debris, reducing particle size to increase packing density. Spindle-Driven Blower available for V-Ride II and Patriot models only.



HURRICANE PLUS™ MULCH SYSTEM fits all Velocity Plus™ decks. The patented mulching system employs productive "Eye of the Hurricane" mulching plates, baffles and Eliminator™ blades.



HURRICANE MULCH SYSTEM is also available for most new Hero™ decks on Patriot™, Freedom Z®, Liberty® Z and SWZT mower models.



CONVENIENT SCAG® MULCH PLATE lets you convert from side discharge to mulching mode while in the field. There's a mulching plate designed to fit all current and most previous Scag mowers.




ELIMINATOR BLADES feature a serrated "double-cut" edge, shredding the grass and returning clippings and nutrients back to the soil. Eliminator blades are included with the Hurricane Plus Mulch System or can be purchased separately for use with the Mulch Plate. Other blades also available for various cutting conditions.



THE SCAG OPERATOR-CONTROLLED DISCHARGE CHUTE (OCDC) allows the operator to temporarily close off the cutter deck's discharge opening when mowing along sidewalks, around flower beds, etc. Available for select Velocity Plus deck models only.



REPLACEABLE WEAR PAD protects the trim side of the deck from curb and trailer damage. Also protects property from being damaged by the deck. Available for select Velocity Plus and Advantage™ deck models only.



PATENTED BLADE BUDDY™ prevents cutter blade from rotating while changing blades. Makes blade removal and reinstallation quick and easy.



PATENTED SCAG TIGER STRIPER LAWN STRIPING SYSTEM gives grass a high-profile, professionally striped finish. It features a spring-loaded roller design for enhanced pattern appearance. Kit easily installs and removes in minutes. Kits available for Patriot, Freedom Z, Liberty Z, Turf Tiger II™, Cheetah II™ and Tiger Cat® II, as well as select previous models.

MOWER ACCESSORIES



LED LIGHT KIT is easy to mount and extends visibility. Various kits available to fit all new zero-turn and stand-on mowers. Light kit options also available to fit Windstorm® blower and truck loaders. Appearance of light kit varies by machine model.



TRAILER HITCH (250 lb capacity) lets you haul a trailer or pull tow-behind attachments. Available for Turf Tiger II, Cheetah II and Tiger Cat II models, as well as some other previous models. Patriot, Freedom Z and Liberty Z Hitch also available.



WEAR IT WITH PRIDE

ScagShop.com is your exclusive online source for the latest official Scag wearables and gift items. Check out the fantastic selection of hats, shirts (adult and youth sizes), jackets, drinkware, signage, gifts and much more. Place your order directly online and have it shipped right to your home or workplace. Great prices, fast service. Check back often so you don't miss out on the newest styles!

Items shown above are for illustration only. Actual selection of items can change often and without notice or obligation.

*Note: Scag replacement parts and machine accessories are not available on **ScagShop.com**. Contact your local Scag dealer to order these items.*



TURF TIGER BUMPER provides additional protection against trailer damage and damage from objects in the field. Fits Turf Tiger II models. (May not be used in conjunction with grass catchers.)



SEMI-PNEUMATIC, FLAT-FREE CASTER TIRES minimize downtime. Available in a wide range of sizes to fit most mowers. Standard on most new models, excluding Patriot, Freedom Z and Liberty Z. Available as an option for the Patriot and Freedom Z and select previous models.



CHROME WHEEL COVERS are made of extremely durable plastic. Available in 8" and 12" diameters to fit most Patriot, Liberty Z, Turf Tiger II, Cheetah II, Tiger Cat II and V-Ride II™ models, Windstorm and some SWZT and SWZ models. Sold in sets of two to fit the rear drive wheels.



ROLL-OVER PROTECTION SYSTEM (ROPS) folds down for transport and storage. Easy-mount ROPS features OSHA 1928 certification and seatbelt. Available as an option for current Freedom Z and some other previous Scag models.




SCAG FILTERS & LUBRICANTS

You have invested in Scag: "Simply the Best" power equipment that money can buy. Why would you risk the longevity of its critical systems by using inferior filters and lubricants?

Genuine Scag Filters and Lubricants are specially designed to meet the specific needs of your high-performance Scag machine.

SCAG
POWER EQUIPMENT




ON THE JOB

RIDERS* (ACRES PER 8-HOUR DAY)

**Based on 6 mph average cutting speed.
Totals reduced 20% to allow for overlap and turns.*

AT HOME



RIDERS* (ACRES PER HOUR)

**Based on 6 mph average cutting speed.
Totals reduced 20% to allow for overlap and turns.*

UNMATCHED PRODUCTIVITY



OPTIONAL MOWER ACCESSORIES BY MODEL REFERENCE

Some accessories listed may not fit all sizes of models indicated. Many of the accessories shown are also available to fit older Scag® mowers. Contact your Scag dealer for details.

	TURF TIGER II™	CHEETAH II™	TIGER CAT® II	PATRIOT™	FREEDOM Z®	LIBERTY® Z	V-RIDE II™	SWZT	SWZ	SW	SFC
CLAM-SHELL SPINDLE-DRIVEN GRASS CATCHER	•	•	•								
FABRIC 3-BAG SPINDLE-DRIVEN GRASS CATCHER	•	•	•								
FABRIC 2-BAG GRASS CATCHER				•	•	•					
2-BAG SPINDLE-DRIVEN GRASS CATCHER*				•			•				
FABRIC BAG GRASS CATCHER GC-F4				•	•	•	•	•	•	•	
CHROME WHEEL COVERS	•	•	•	•		•	•	•	•		
SWIVEL WHEEL											•
HURRICANE/HURRICANE PLUS™ MULCH SYSTEM	•	•	•	•	•	•	•	•	•	•	
MULCH PLATE**	•	•	•	•	•	•	•	•	•	•	
TIGER STRIPER LAWN STRIPING SYSTEM**	•	•	•	•	•	•					
TRAILER HITCH**	•	•	•	•	•	•					
LED LIGHT KIT	•	•	•	•	•	•	•				
FLAT-FREE CASTER TIRE**				•	•						
BLADE BUDDY™	•	•	•	•	•	•	•	•	•	•	•
TURF TIGER BUMPER	•										
OPERATOR-CONTROLLED DISCHARGE CHUTE (OCDC)	•	•	•				•				
ADDITIONAL BLADE OPTIONS	•	•	•	•	•	•	•	•	•	•	

*2-Bag Spindle-Driven Grass Catcher is not available for 32" and 36" V-Ride II models.

** Also available for some older models.

Actual products may differ from photos.

NO FRILLS. JUST STRENGTH
IN SIMPLICITY.

IT'S EASY TO SAY **SIMPLY THE BEST.**

But talk is cheap. Anyone can talk the talk, but it takes incredible commitment and hard work to walk the walk; especially in an industry where people easily see through malarkey. That's why we pride ourselves on our time-tested engineering, precision craftsmanship and the belief in the strength of rugged simplicity and no-nonsense practicality. We've proven for decades that greatness doesn't need to be overly complicated. At Scag[®], flashy bells and whistles are secondary to the fundamentals of strong welds, tight tolerances, easy-to-use controls and exceptional materials.





Actual products may differ from photos.

SCAG
POWER EQUIPMENT

TURF STORM



Actual product may differ from photo.

TURF STORM

SPREAD THE WORD. BETTER TURF IS HERE.

**AN INDISPENSABLE TOOL FOR THE SERIOUS
LANDSCAPE CHEMICAL APPLICATOR.**

The Turf Storm™ is built Scag® tough to treat large commercial properties or residential lawns, and anyone else looking to expand their lawn care offerings. Offering liquid and dry capacities for maximum productivity and profitability, this machine helps create better turf faster and more efficiently than ever before.

SCAG
POWER EQUIPMENT

TURF STORM



Actual product may differ from photos.

TURF STORM

Model	STS60-21BV
Engine	Briggs Vanguard®
HP**	21
Liquid Capacity	60 gallons (30 each tank)
Dry/Granular Capacity	220 lb

See full specifications on page 74.

*Consult with your Scag® dealer for more information.

**Engine power levels as rated by the manufacturer. All models subject to availability.

Pre-production unit shown; actual product may vary from photos shown.

Shown equipped with the optional Foam Marker Kit. This accessory must be purchased separately and installed on the Turf Storm™.

Always wear proper personal protective equipment when operating. Reference the safety recommendations of each chemical used for specific guidelines.

FEATURES & SPECIFICATIONS

- Ergonomic drive-control-lever design provides incredible ease of use with adjustable front bar for precise speed control for accurate application rate.
- A spacious operator platform with extra-large operator comfort cushion and coil-spring suspension deliver a smooth ride.
- Heavy-duty construction ensures years of dependable service and worry-free productivity.
- Important structural components made of stainless steel resist the effects of repeated exposure to commonly used, highly corrosive chemicals.
- Wide stance and minimal length optimize the machine's overall maneuverability and stability.
- Incredible machine balance ensures sure footing, eliminating the need for locking front casters.
- Rugged dual-hydraulic drive system delivers dependable power with 10 cc Hydro-Gear® pumps and 14.5 ci Parker wheel motors.
- Productive ground speeds up to 8.5 mph help get the job done fast.
- Large 5-gallon fuel tank features a large filler neck, fuel gauge and molded-in cup holder for operator convenience.
- Powerful and efficient 21 hp Vanguard engine delivers ample power, exceptional efficiency and dependable performance while a 50-amp charging system ensures dependable spreader operation and battery life.
- Smooth-riding, large 20" drive tires and 16" caster tires provide dependable traction.
- Front and rear tie-down points enable easy trailering.
- 8-foot-wide, fold-away spray boom (with 5 gpm sprayer pump) features five nozzles delivering spraying widths of 2, 6, 8 or 10 feet.
- Hinged boom arms fold inward for transport or for tight space access.
- Replaceable nozzle design (with strainer) accommodates most standard tips, allowing you to install the right tip for the job and conditions.
- Dual 30-gallon liquid tanks (60-gallon total) keep you spraying longer; equipped with drain valves and a pre-pump, 50-mesh screen strainer for easy draining and cleaning.
- Drain plug at the lowest part of the tank allows for quick and convenient tank draining and cleaning in between the use of different chemicals.
- Strong 2-year commercial / 2-year non-commercial / 90-day rental limited warranty with coverage against manufacturing defects.
- A variety of accessories* will be available for the Turf Storm, allowing you to customize the machine for maximum productivity based on your specific needs:
 - 7 gpm Pump.
 - Foam Marker Kit.
 - Rear-Mounted Material Storage Trays.
 - LED Light Kit.
 - Weight Kit.



Accuracy and consistency of application are easy to maintain with controls and gauges that are clearly marked and located within easy reach. High-quality switches, levers, dials and gauges ensure reliable engagement/adjustment and long life.



Removable cushion and open lower area allow quick and easy service access to the hydro drive pumps, hydro oil reservoir and other mechanicals.



Dry/granular hopper has generous 220-pound capacity.



Hopper cover is included to help keep granular materials dry to prevent clumping and sticking.



Spread dry materials up to 25 feet wide thanks to a high-torque electric spreader motor.



Heavy-duty hose reel with 75 feet of high-pressure hose lets you reach those spaces that are too tight or steep to drive into.

SCAG
POWER EQUIPMENT

WINDSTORM



Actual product may differ from photo.

WINDSTORM

A PERFECT STORM

A STORM IS ON THE HORIZON, AND IT'S ABOUT TO BLOW TOUGH JOBS AWAY.

Here comes the Scag® Windstorm®, powered by a 37 hp, fuel-injected Briggs Vanguard® BIG BLOCK™ engine to deliver incredible ground-clearing force. An ultra-compact, stand-on design gives you the maneuverability needed in tight spaces while its exclusive, multi-directional air output lets you direct airflow exactly where you need it. Keep an eye on the weather—the Windstorm is here.



SCAG
POWER EQUIPMENT


WINDSTORM



NOZZLE DIRECTION SYSTEM

Scag's exclusive NDS (Nozzle Direction System) provides unprecedented control of the air-discharge tilt and rotation.

Quick and easy control via fingertip switches:



A convenient mechanical lever gives you easy access to 16 degrees of vertical tilt adjustment. Lowering the tilt angle helps loosen and blast stubborn debris. Raising the tilt angle reduces blowback.

Actual product may differ from photos.

Two switches allow for automatic left/right horizontal rotation or manual rotation adjustment; 180 degrees of rotation, left to right. Unlike other stand-on blowers, Scag's innovative NDS design ensures maximum air output in any direction in which the nozzle is aimed. Equipped with direction-indicator flag for operator convenience.

FEATURES & SPECIFICATIONS

- Massive air output of up to 6,000 effective CFM* (7,500 theoretical peak CFM**) provides incredible ground-clearing force on a variety of surfaces and applications.
- Heavy-duty blower construction ensures years of dependable service and worry-free productivity.
 - Impeller: 23" steel, 8-blade, dynamically balanced.
 - Impeller Mounting: Tapered locking hub.
- Rugged dual-hydraulic drive system delivers dependable power with 12 cc Hydro-Gear® pumps and 14 ci Parker wheel motors.
- Large-capacity hydraulic system includes pump cooling fans which help lower hydraulic system temperatures for added reliability and longevity.
- Productive ground speeds help get the job done fast: up to 10.5 mph.
- Large 8-gallon fuel tank features large, angled filler neck and fuel gauge for operator convenience.
- Powerful and efficient 37 hp Briggs Vanguard® BIG BLOCK™ EFI engine delivers huge power, along with exceptional efficiency and dependable performance.
- Strong, reliable Ogura PTO clutch engages and disengages the blower quickly and easily; adjustable air gap for long life.
 - Ogura's patented SoftStart Electric Clutch Controller ensures smooth engagement to reduce wear and improve lifespan of belts and mechanical parts, and eliminates potential engine stall and RPM droop.
- Wide stance and minimal length optimize the machine's overall maneuverability and stability.
- Large 24" drive tires provide surefooted traction.
- Flat-free (semi-pneumatic) front caster tires eliminate downtime and expense caused by flat tires.
- Front and rear tie-down points for easy trailering.
- Strong warranty: 2-year commercial / 2-year non-commercial / 90-day rental limited warranty coverage against manufacturing defects.
- A variety of accessories are available for the Windstorm®, such as: LED Light Kit and Chrome Wheel Covers.

WINDSTORM

Model	WS23-37BV-EFI
Impeller Diameter	23"
HP***	37
Engine	Briggs Vanguard® EFI

See full specifications on page 75.

*Effective CFM: Calculation obtained by applying accepted engineering methods of measuring overall average airflow volume. This is the default figure published by Scag® for all of its blowers and truck loaders. Visit Scag.com/pro-tip/cfm-definition to learn more.

**Theoretical Peak CFM: Figure derived by assuming the highest single-point measurement obtained during testing would apply to the overall airflow volume calculation. This figure is published by some other brands of blowers as their default "CFM" measurement.

***Engine power levels as rated by the manufacturer. All models subject to availability.



Ergonomic drive-control-lever design provides incredible ease of use.



Easy-to-reach, full-featured instrument panel for easy viewing and operation.



Removable cushion and lower panel allow quick and easy service access, while a spacious operator platform with coil-spring suspension provides a smooth ride.



The Tiger Eye™ Advanced Monitoring System keeps a constant, real-time "eye" on important system functions of your Windstorm. The system features blue backlighting for low-light conditions, yet has high-contrast visibility in full sunlight. IP67-rated water- and dustproof with a scratch-resistant lens for worry-free performance in any conditions.

Systems monitored: Operator presence, PTO and parking brake circuits; safety interlock module, hour meter and volt meter/charging system.

An optional Air Filter Service Indicator accessory is available.

*Systems monitored may vary by engine.

SCAG
POWER EQUIPMENT

WHEELED BLOWERS



WHEELED BLOWERS
CLEAR THE WAY

Ready to roll when you are, nimble and powerful Scag® Wheeled Blowers clear leaves and other debris away with ease and efficiency. Easily transportable to wherever a job takes you, these low-maintenance blowers run smoothly and dependably on any surface. Depending on your needs, choose from three different CFM outputs to get the job done—and show leaves what you're made of.

Extreme Pro shown. Actual product may differ from photos.



HONDA ENGINE



LBX15 shown.



For Extreme and Extreme Pro only.

DISCHARGE CHUTE

SWIVEL WHEEL KIT

- Heavy-duty construction for dependable strength and long life.
- Impeller is dynamically balanced for smooth operation and optimum performance.
- A 2° blower tilt at discharge gets airflow under leaves without losing ground clearance.
- Comfortable Sure-Grip foam wraps around tubular-steel, iso-mounted handles.
- Heavy-duty, 3/4" solid-steel axles.
- Tie-down bracket and lift handle (Extreme™ and Extreme Pro™).
- Engine features low-oil shutoff.
- Proven Honda® engines on the Extreme and Extreme Pro.
 - Powerful and quiet with low fuel consumption and low emissions.
 - Precision-balanced engine provides exceptionally smooth performance.
- Commercial-grade, all-steel, mechanical throttle control features a plastic debris cover for worry-free performance.
- Large discharge openings are positioned only 2" off the ground for better debris lifting.
 - Front- or side-discharge adjustment via a simple lever.
 - Extreme and Extreme Pro also have an adjustable discharge angle via a remote lever on the handlebar.
- Front Swivel Wheel accessory is available to add even easier maneuverability for Extreme and Extreme Pro models.

CLASSIC™

EXTREME™

EXTREME PRO™

	CLASSIC™	EXTREME™	EXTREME PRO™
Model	LBC15-BS950	LBX15-GX270	LBXP17-GX390
Engine	Briggs & Stratton® BS950	Honda® GX270	Honda® GX390
HP*	6.5	8.5	11.7
CFM Output	1,392	2,293	2,824
Frame Construction	All-steel, welded 10-gauge		
Impeller	15", 4-blade, welded steel	15", 6-blade, welded steel	17", 6-blade, welded steel
Impeller Mounting	Keyed crankshaft, bolt with thread-lock	Tapered locking hub	
Vibration Control	4-point iso-mount handlebar	8-point iso-mount handlebar	
Discharge Control	Front/Side	Front/Side, remote angle adjustment	
Front Wheel	1.5" x 6" flat-free tire	9" x 3.5" pneumatic tire	4.10 x 3.5" pneumatic tire
Rear Wheels	4.10 x 3.5" pneumatic Turf Safe tires		13" x 5"-6" pneumatic Turf Safe tires
Warranty	1-Year Commercial; 2-Year Non-Commercial; 90-Day Rental	2-Year Commercial; 2-Year Non-Commercial; 90-Day Rental	

*Engine power levels as rated by the manufacturer. All models subject to availability.

See full specifications on page 75.

SCAG
POWER EQUIPMENT

TRUCK LOADERS



INDUSTRIAL TOW-BEHIND
LEAVE THE REST BEHIND

When the best demand the best, it's time for the toughest and most powerful: the Scag® Industrial Tow-Behind Truck Loader. No matter the job—from landscaping and municipal operations to golf courses—this machine features the commercial-grade size and performance needed to get the job done. Leave the rest behind and work with the best.

TLB25-35BV shown. Actual product may differ from photos.



TLB25-35BV shown with optional Brake Kit.

- 25"-diameter, welded-steel impeller with ½"-thick steel blades.
- Adjustable, commercial-grade hose boom with chain support and spring-pin transport lock.
- Convenient, bolt-in, replaceable ¼"-steel wear liners.
- Reliable electric start (battery and all-weather box included).
- Ambidextrous nozzle handle.
- 4-ply tires with Torflex® (3,500 lb) heavy-duty axles.
- Front swivel jack with wheel and rear stand.
- Height-adjustable 2⁵/₁₆" ball hitch (TLB25-35BV and TLB25-37CH) or pintle hitch (TLB25-49KBD) standard.
- Standard 3-hole tool rack.
- Highway-ready:*
 - Fenders, safety chains, tail lights, side markers and license plate bracket.
 - Standard Roadside Package (traffic cones and wheel chocks with holders).
- 3-position, adjustable-length trailer tongue on TLB25-35BV and TLB25-37CH models.
- Transport-lock pin secures the intake nozzle to the trailer when not in use.
- Various accessories available.

*Reference your local regulations to ensure compliance.

**BRIGGS & STRATTON
VANGUARD BIG BLOCK**

**KOHLER
COMMAND PRO**

**KUBOTA
DIESEL**

Model	TLB25-35BV	TLB25-37CH	TLB25-49KBD
Engine	Briggs & Stratton® Vanguard® BIG BLOCK™, V-Twin, electric start	Kohler® Command PRO®, V-Twin, electric start	Kubota®, 4-cylinder, liquid-cooled, electric start
HP**	35	37	49
Fuel Capacity		8.5 gallons	
CFM Output	6,781	6,909	7,318
Impeller / Housing	25" welded steel, 4 blades in 10.5"-wide housing		
Impeller Mounting	Straight bore		
Hose	84" length, 16"-diameter intake hose; 0.045 blue thermoplastic rubber, wire helix with wearstrip		
Hitch Class Required	10,000 lb		
Accessories	Brake Kit; Light Kit		
Warranty	2-Year Commercial; 2-Year Non-Commercial; 90-Day Rental		

**Engine power levels as rated by the manufacturer. All models subject to availability.



SCAG
POWER EQUIPMENT

TRUCK LOADERS



TOW-BEHIND

IT KEEPS GOING AND GOING

Featuring two engine options and a two-year warranty, the ultra-tough Scag® Tow-Behind Truck Loader delivers peace of mind for operators that need a machine that can keep up with them. Designed firstmost with durability in mind, the Tow-Behind Truck Loader can handle whatever a job throws at it. Simply put, this machine is built to last.

TL20W-29BV shown. Actual product may differ from photos.



- 20"-diameter, welded-steel impeller with 3/8"-thick steel blades.
- Adjustable hose boom with chain support and spring-pin transport lock.
- Convenient, bolt-in, replaceable 1/4"-steel wear liners.
- Rear access to wear plates and impeller.
- Reliable electric start (battery and all-weather box included).
- Ambidextrous nozzle handle.
- Torflex® (2,000 lb) heavy-duty axles.
- Highway-ready:*
 - Fenders, safety chains, tail lights, side markers and license plate bracket.
 - Optional Roadside Package (traffic cones and wheel chocks with holders).
- Front swivel jack with wheel and rear stand.
- Standard 3-hole tool rack.
- Height-adjustable, 2" ball hitch standard; will also accept a pintle hitch or 2 5/16" ball hitch.
- 3-position, adjustable-length trailer tongue.
- Transport-lock pin secures the intake nozzle to the trailer when not in use.
- Various accessories available.

*Reference your local regulations to ensure compliance.

KOHLER ELECTRONIC FUEL INJECTION

BRIGGS & STRATTON VANGUARD BIG BLOCK

Model	TL20W-26CH-EFI	TL20W-29BV
Engine	Kohler® Command PRO® EFI, V-Twin, electric start	Briggs & Stratton® Vanguard® BIG BLOCK™, V-Twin, electric start
HP**	26.5	29
Fuel Capacity	5.5 gallons	
CFM Output	4,680	
Impeller / Housing	20" welded steel, 4 blades in 7.5"-wide housing	
Impeller Mounting	Tapered locking hub	
Hose	120" length, 12"-diameter intake hose; 0.045 black thermoplastic rubber, wire helix with wearstrip	
Accessories	Brake Kit; Roadside Package (traffic cones & wheel chocks with holders); Light Kit	
Warranty	2-Year Commercial; 2-Year Non-Commercial; 90-Day Rental	

**Engine power levels as rated by the manufacturer. All models subject to availability.



SCAG
POWER EQUIPMENT

TRUCK LOADERS




SKID-MOUNT

STAND YOUR GROUND

Known for their durability, Scag® Skid-Mount Truck Loaders don't quit. Increasing uptime and productivity with industry-leading reliability, they're manufactured with robust, heavy-duty components to handle the toughest jobs—keeping your operation going for the long haul.

TLS20-18BV shown. Actual product may differ from photos.



TLS20-18BV shown with swing-away TL Hitch-Mount accessory.

- Heavy-duty, all-steel, welded construction.
- 20"-diameter, welded-steel impeller with 3/8"-thick steel blades.
- Replaceable, 1/4" wear liners in blower housing.
- Easy rear access to wear plates and impeller.
- Reliable electric start (battery included).
- Adjustable hose boom and spring-pin transport lock.
- Ambidextrous nozzle handle.
- Comes standard with 4" skid risers; swing-away Hitch-Mount option available (TLS20-18BV).
- Stack Extension accessory offers customization to better fit your personal setup.
- Quick-detach hose for quick and easy transport, storage and cleaning.
- Transport-lock pin secures the intake nozzle to the loader when not in use.
- Optional Light Kit available.

SKID-MOUNT

INDUSTRIAL SKID-MOUNT

Model	TLS20-18BV	TLS20W-29BV
Engine	Briggs & Stratton® Vanguard®, V-Twin, electric start	Briggs & Stratton® Vanguard® BIG BLOCK™, V-Twin, electric start
HP*	18	29
Fuel Capacity	1.75 gallons	5.5 gallons
CFM Output	3,075	4,680
Impeller / Housing	20" welded steel, 4 blades in 6"-wide housing	20" welded steel, 4 blades in 7.5"-wide housing
Impeller Mounting	Tapered locking hub	
Hose	120" length, quick-detach, 10"-diameter intake hose; 0.045 black	120" length, quick-detach, 12"-diameter intake hose; 0.045 black
Accessories	Swing-away TL Hitch-Mount accessory (Class III hitch or heavier required); Light Kit; Stack Extension	Light Kit; Stack Extension
Warranty	2-Year Commercial; 2-Year Non-Commercial; 90-Day Rental	

*Engine power levels as rated by the manufacturer. All models subject to availability.



TURF TIGER II™

MODEL NUMBER	DECK WIDTH	HP*	ENGINE
STTII-52V-25CH-LP-EFI	52"	25	Kohler® Command PRO® LP – propane-powered, electronic fuel injection
STTII-52V-31BV		31	Briggs Vanguard® BIG BLOCK™
STTII-61V-25CH-LP-EFI	61"	25	Kohler® Command PRO® LP – propane-powered, electronic fuel injection
STTII-61V-25KBD		25	Kubota® – 3-cylinder, diesel-powered
STTII-61V-31BV		31	Briggs Vanguard® BIG BLOCK™
STTII-61V-31DFI		31	Kawasaki® – digital fuel injection, liquid-cooled
STTII-61V-40BV-EFI	72"	40	Briggs Vanguard® BIG BLOCK™ – electronic fuel injection
STTII-72V-25KBD		25	Kubota® – 3-cylinder, diesel-powered
STTII-72V-31DFI		31	Kawasaki® – digital fuel injection, liquid-cooled
STTII-72V-40BV-EFI		40	Briggs Vanguard® BIG BLOCK™ – electronic fuel injection



CHEETAH II™

SCZII-61V-37BV-EFI	61"	37	Briggs Vanguard® BIG BLOCK™ – electronic fuel injection
SCZII-61V-38FX-EFI		38	Kawasaki® FX – electronic fuel injection
SCZII-61RD-38FX-EFI		38	Kawasaki® FX – electronic fuel injection
SCZII-72V-37BV-EFI	72"	37	Briggs Vanguard® BIG BLOCK™ – electronic fuel injection
SCZII-72V-38FX-EFI		38	Kawasaki® FX – electronic fuel injection



TIGER CAT II™

STCII-48V-22FX	48"	22	Kawasaki® FX
STCII-52V-26FT-EFI	52"	26	Kawasaki® FT – electronic fuel injection
STCII-52V-28BV-EFI		28	Briggs Vanguard® BIG BLOCK™
STCII-61V-26FT-EFI	61"	26	Kawasaki® FT – electronic fuel injection
STCII-61V-32BV		32	Briggs Vanguard® BIG BLOCK™



PATRIOT™

SPZ-52H-22FX	52"	22	Kawasaki® FX – V-twin
SPZ-52H-23CV		23	Kohler® Command PRO® – V-twin
SPZ-52H-26BV		26	Briggs Vanguard® – V-twin
SPZ-61H-23FX	61"	23	Kawasaki® FX – V-twin
SPZ-61H-25CV		25	Kohler® Command PRO® – V-twin
SPZ-61H-26BV		26	Briggs Vanguard® – V-twin



FREEDOM Z®

SFZ-48H-24KT	48"	24	Kohler® 7000 Series – V-Twin
SFZ-52H-26KT	52"	26	Kohler® 7000 Series – V-Twin


LIBERTY® Z

MODEL NUMBER	DECK WIDTH	HP*	ENGINE
SZL-36H-18FR	36"	18	Kawasaki® FR – V-twin
SZL-36H-20KT		20	Kohler® 7000 series – V-twin
SZL-42H-22KT	42"	22	Kohler® 7000 series – V-twin
SZL-48H-22KT	48"	22	Kohler® 7000 series – V-twin
SZL-52H-23FR	52"	23	Kawasaki® FR – V-twin
SZL-61H-24FR	61"	26	Kawasaki® FR – V-twin


V-RIDE II™

SVRII-32A-16FX	32"	16	Kawasaki® FX – V-twin
SVRII-36A-19FX	36"	19	Kawasaki® FX – V-twin
SVRII-48V-22FX	48"	22	Kawasaki® FX – V-twin
SVRII-52V-26FT-EFI	52"	26	Kawasaki® FT – electronic fuel injection
SVRII-52V-37BV-EFI		37	Briggs Vanguard® BIG BLOCK™ – electronic fuel injection
SVRII-61V-38FX-EFI	61"	38	Kawasaki® FX – V-twin – electronic fuel injection
SVRII-61V-40BV-EFI		40	Briggs Vanguard® BIG BLOCK™ – electronic fuel injection


SWZ

SWZ-36A-14FS	36"	14	Kawasaki® FS – V-twin
SWZ-48V-15FSE	48"	15	Kawasaki® FS – V-twin, electric-start
SWZ-52V-18FSE	52"	18	Kawasaki® FS – V-twin, electric-start
SWZL-52V-22FSE		22	Kawasaki® FS – V-twin, electric-start
SWZL-61V-22FSE	61"	22	Kawasaki® FS – V-twin, electric-start


SW

SW-32-14FS	32"	14	Kawasaki® FS – V-Twin
SW-36A-14FS	36"	14	Kawasaki® FS – V-Twin
SW-48V-14FS	48"	14	Kawasaki® FS – V-Twin
SW-52V-15FS	52"	15	Kawasaki® FS – V-Twin


SWZT

SWZT-36H-14FS	36"	14	Kawasaki® FS – V-Twin
SWZT-48H-15FSE	48"	15	Kawasaki® FS – V-Twin, electric-start
SWZT-52H-18FSE	52"	18	Kawasaki® FS – V-Twin, electric-start
SWZT-61H-22FSE	61"	22	Kawasaki® FS – V-Twin, electric-start


SFC

SFC-30-7CV	30"	7	Kohler® Command PRO® CV224
SFC-30-7CV-CA		7	Kohler® Command PRO® CV224 (California)
SFC-30-7CV-S (front swivel wheels)		7	Kohler® Command PRO® CV224
SFC-30-7CV-S-CA (front swivel wheels)		7	Kohler® Command PRO® CV224 (California)

Model lineup is subject to change. Check Scag.com and consult with your local Scag Dealer for current availability.

*Engine power levels as rated by the manufacturer. All models subject to availability.

SCAG
POWER EQUIPMENT

SPECIFICATIONS



TURF STORM™

Model	STS60-21BV
Total Fuel Capacity	5 gallons; features large filler neck, fuel gauge
Engine	Briggs & Stratton® Vanguard®
HP*	21
Drive System Type	Dual hydraulic
Frame Construction	Stainless steel
Front Wheels	16" caster tires
Rear Wheels	20" drive tires
Liquid Capacity	60 gallons (30 each tank)
Dry/Granular Capacity	220 lb
Pumps	Hydro-Gear®: 10 cc
Motors	Parker 14.5 ci
Forward Ground Speed	Up to 8.5 mph
Charging System	50 amp
Length	67"
Width (spray booms in)	54"
Max Width (spray booms out)	82"
Height	50"
Weight (dry weight / tanks & hopper empty)	965 lb
Warranty	2-Year Commercial; 2-Year Non-Commercial; 90-Day Rental; limited warranty coverage against manufacturing defects

*Engine power levels as rated by the manufacturer.
All models subject to availability.



WINDSTORM®

EXTREME PRO™

EXTREME™

CLASSIC™


Model	WS23-37BV-EFI	LBXP17-GX390	LBX15-GX270	LBC15-BS950
Engine	Briggs & Stratton® Vanguard® EFI	Honda® GX390	Honda® GX270	Briggs & Stratton® BS950
HP*	37	11.7	8.5	6.5
CFM Output	Effective CFM: 6,000** Theoretical Peak CFM: 7,500***	2,824	2,293	1,392
Electric Clutch	Ogura GT3.5 (250 ft lb) with SoftStart Electric Clutch Controller		n/a	
Frame Construction	All-steel, welded 10-gauge			
Impeller Construction	All-steel, welded, 8-blade, dynamically balanced	All-steel, welded, 6-blade, dynamically balanced		All-steel, welded, 4-blade, dynamically balanced
Impeller Mounting	Tapered locking hub			Keyed crankshaft, bolt with thread-lock
Impeller Diameter / Width	23" / 8.5"	17" / 4.25"	15" / 4.25"	15" / 3.5"
Housing Construction	All-steel, welded, 12-gauge front and side housing plate and 10-gauge back housing plate	All-steel, welded, 10-gauge front and back housing plates; 12-gauge skirt		
Housing Width	10"	6.0"		4.5"
Blower Tilt Angle	16 degrees of total vertical tilt; 180 degrees of left/right horizontal rotation	2-degree tilt at discharge; allows blower to more effectively get under wet, heavy debris		
Handlebar	n/a	Tubular steel with thick, comfortable foam grip; 3-position, adjustable height		
Vibration Control	n/a	8-point iso-mount handlebar		4-point iso-mount handlebar
Discharge Opening	69 square inches	25.25 square inches		16 square inches
Discharge Control, Front/Side	Nozzle Direction System features a separate auto left/right switch and fine-tune switch for up to 180 degrees of rotation	Quick-lever located near discharge		
Discharge Control, Angle	Located for easy reach from operator's position; up to 16 degrees of vertical tilt adjustment	Discharge angle control via remote lever on handlebar		n/a
Axle	n/a	3/4"-diameter steel		
Front Wheel(s)	13" x 5"-6", flat-free	4.10" x 3.5" pneumatic tire	9" x 3.5" pneumatic tire	1.5" x 6" flat-free tire
Rear Wheels	24" x 9.5"-12", 4-ply	13" x 5"-6" pneumatic Turf Safe tires		
Length	71.50"	52"	56"	43"
Width	51"	30.25"	28"	27"
Weight	943 lb	190 lb	160 lb	105 lb
Warranty	2-Year Commercial; 2-Year Non-Commercial; 90-day Rental	2-Year Commercial; 2-Year Non-Commercial; 90-Day Rental		1-Year Commercial; 2-Year Non-Commercial; 90-Day Rental

* Engine power levels as rated by the manufacturer. All models subject to availability.

** Effective CFM: Calculation obtained by applying accepted engineering methods of measuring overall average airflow volume. This is the default figure published by Scag® for all of its blowers and truck loaders. Learn more at Scag.com/pro-tip/cfm-definition.

*** Theoretical Peak CFM: Figure derived by assuming the highest single-point measurement obtained during testing would apply to the overall airflow volume calculation. This figure is published by some other brands of blowers as their default "CFM" measurement.

TRUCK LOADERS



TOW-BEHIND

INDUSTRIAL TOW-BEHIND

Model	TL20W-26CH-EFI	TL20W-29BV	TLB25-35BV	TLB25-37CH	TLB25-49KBD
Engine	Kohler® Command PRO® EFI, V-Twin, electric start		Briggs & Stratton® Vanguard® BIG BLOCK™, V-Twin, electric start		Kubota®, 4-cylinder, liquid-cooled, electric start
HP*	26.5		29		49
Fuel Capacity / Tank	5.5 gallons / plastic tank with built-in fuel gauge		8.5 gallons / steel tank with built-in fuel gauge		
CFM Output	4,680		6,781	6,909	7,318
Frame Construction	All-steel, welded				
Impeller Construction	4-blade, 3/8"-thick blades, all-steel, welded		4-blade, 1/2"-thick blades, all-steel, welded		
Impeller Mounting	Tapered locking hub		Straight bore		
Impeller Diameter / Width	20" / 6.5"		25" / 9"		
Blower Housing Construction	Removable back panel for easy impeller & wear plate access				
Blower Housing Width	7.5"		10.5"		
Blower Housing Wear Plates	Standard: 1/4" steel, replaceable				
Hose	120" length, 12"-diameter intake hose; 0.045 black thermoplastic rubber, wire helix with wearstrip		84" length, 16"-diameter intake hose; 0.045 blue thermoplastic rubber, wire helix with wearstrip		
Unit Mounting	Hitch: At least Class III rating		Hitch: At least 10,000 lb rating		
Discharge Tube	Clear thermoplastic, 8" diameter				
Throttle Control	Commercial-grade, all-steel mechanicals, plastic debris cover		Commercial-grade, all-steel mechanicals		
Highway Ready**	Yes – optional Roadside Package available		Yes – standard Roadside Package		
Axle	Heavy-duty Dexter Torflex® axle - 2,000 lb		Heavy-duty Dexter Torflex® axle - 3,500 lb		
Tires	205 / 75 R15 highway tires with steel wheels				
Trailer Width	53.5"		66.75"		
Height	110"		121.25"		
Weight	990 lb	1,060 lb	1,700 lb	2,300 lb	
Warranty	2-Year Commercial; 2-Year Non-Commercial; 90-Day Rental		2-Year Commercial; 2-Year Non-Commercial; 90-Day Rental		

SKID-MOUNT

INDUSTRIAL SKID-MOUNT

Model	TLS20-18BV	TLS20W-29BV
Engine	Briggs & Stratton® Vanguard®, V-Twin, electric start	
HP*	18	29
Fuel Capacity / Tank	1.75 gallons / engine-mounted metal tank	5.5 gallons / plastic tank with built-in fuel gauge
CFM Output	3,075	4,680
Frame Construction	All-steel, welded	
Impeller Construction	4-blade, 3/8"-thick blades, all-steel, welded	
Impeller Mounting	Tapered locking hub	
Impeller Diameter / Width	20" / 5.25"	20" / 6.5"
Blower Housing Construction	Removable back panel for easy impeller & wear plate access	
Blower Housing Width	6"	7.5"
Blower Housing Wear Plates	Standard: 1/4" steel, replaceable	
Hose	120" length, 10"-diameter quick-detach intake hose; 0.045 black	120" length, 12"-diameter quick-detach intake hose; 0.045 black
Unit Mounting	4" steel skid risers	
Discharge Tube	Clear thermoplastic, 7" diameter	Clear thermoplastic, 8" diameter
Throttle Control	Commercial-grade, all-steel mechanicals, plastic debris cover	
Height	74.25" (without skid or hitch mount attached)	75" (without skid mount attached)
Weight	437 lb	675 lb
Warranty	2-Year Commercial; 2-Year Non-Commercial; 90-Day Rental	

* Engine power levels as rated by the manufacturer. All models subject to availability.

** Reference your local regulations to ensure compliance.

WARRANTIES

Since Scag Power Equipment was established in 1983, we've built an industry-wide reputation for producing reliable, heavy-duty commercial equipment. We are proud of the quality of our mowers and their well-earned reputation for durability. The Scag® warranty policy shows our commitment to you and to the products we manufacture. See your local Scag dealer for details on the warranty policy or reference the Limited Warranty Statement included in your operator's manual.

TURF TIGER II, CHEETAH II, TIGER CAT II, V-RIDE II, SWZ & SW WARRANTY

2-YEAR COMMERCIAL MACHINE WARRANTY*

Frame and structural components including oil reservoirs, fittings, oil coolers, electrical switches and clutches, pulleys, hydraulic pumps and wheel motors are covered for two years of commercial use. This warranty covers manufacturing defects for two years, including parts and labor (excludes wear items).

3-YEAR CUTTER DECK SPINDLE WARRANTY*

Velocity Plus™ and Advantage™ Cutter Decks are equipped with the exclusive Scag heavy-duty, cast-iron cutter blade spindle. We ensure our spindle's dependability, not only through its top-quality construction, but also through complete coverage of parts and labor for the first and second years, and parts only for the third year. Applies to commercial and non-commercial use.

3-YEAR OR 500-HOUR NON-COMMERCIAL** MACHINE WARRANTY*

Frame and structural components including oil reservoirs, fittings, oil coolers, electrical switches and clutches, pulleys, hydraulic pumps and wheel motors are covered for three years or 500 hours (whichever comes first) of non-commercial use. This warranty covers manufacturing defects for three years or 500 hours (whichever comes first), including parts and labor (excludes wear items).

PATRIOT & SWZT WARRANTY

2-YEAR COMMERCIAL MACHINE WARRANTY*

3-YEAR OR 500-HOUR NON-COMMERCIAL** MACHINE WARRANTY*

FREEDOM Z & SFC WARRANTY

1-YEAR COMMERCIAL MACHINE WARRANTY*

3-YEAR OR 500-HOUR NON-COMMERCIAL** MACHINE WARRANTY*

LIBERTY Z WARRANTY

5-YEAR OR 750-HOUR NON-COMMERCIAL** MACHINE WARRANTY*

TURF STORM SPREADER-SPRAYER, TRUCK LOADERS, WINDSTORM, EXTREME PRO BLOWER & EXTREME BLOWER WARRANTY

2-YEAR COMMERCIAL MACHINE WARRANTY*

Frame and structural components including frame, blower housing, oil reservoirs, fittings, oil coolers, electrical switches and clutches, pulleys, hydraulic pumps and wheel motors (where applicable) are covered for two years of commercial use. This warranty covers manufacturing defects for two years, including parts and labor (excludes wear items).

2-YEAR NON-COMMERCIAL** MACHINE WARRANTY*

CLASSIC BLOWER WARRANTY

1-YEAR COMMERCIAL MACHINE WARRANTY*

2-YEAR NON-COMMERCIAL** MACHINE WARRANTY*

ALL PRODUCTS

90-DAY WEAR ITEM WARRANTY & RENTAL USE*

Wear items, including drive belts, blades, hydraulic hoses, tires and batteries, and rental use are warranted for 90 days.

ENGINE WARRANTY

Engines and engine components are covered by the individual engine manufacturer. See engine owner's manual for warranty period and details.

*Warranty time periods are from the date of purchase, are only applicable to the original owner and are non-transferable. Warranty does not cover wear items, misuse, abuse, lack of maintenance, etc. See the Limited Warranty Statement in your owner's manual for more details.

**"Non-Commercial" is defined as single-property usage, where the single property is the residence of the owner of the product. If the product is being used on more than the owner's single property, it is deemed commercial use and this warranty does not apply. Scag Power Equipment reserves the right to deny and/or void this warranty if evidence clearly points to commercial use.



SCAG GOLD EXTENDED WARRANTY

Consult with your Scag dealer for information about purchasing the Scag Gold Extended Warranty to protect your investment even longer.



Scag Power Equipment, Division of Metalcraft of Mayville, Inc.
1000 Metalcraft Drive, Mayville, WI 53050



GENUINE SCAG PARTS

Protect your Scag® equipment investment by using only genuine Scag replacement parts. Only genuine Scag parts are designed for an exact fit and to provide maximum performance and reliability. Do not settle for cheap imitations. Insist on genuine Scag replacement parts.



NEXT-DAY EMERGENCY PARTS DELIVERY

AVOID DOWNTIME WITH EXCELLENT DEALER SUPPORT

Scag dealers strive to keep a comprehensive inventory of service parts on hand and ready to meet your needs. We know you need to minimize downtime to make your business profitable. If a needed part is not in stock, Scag Emergency Parts Delivery can get that part to your dealer via next-day air delivery! Ask your dealer for details about this special service.



SCAG FINANCING PROGRAMS

YOUR EQUIPMENT BUDGET CAN GO EVEN FURTHER

We make it easy for you to own "Simply the Best" outdoor power equipment with special financing programs. Your Scag dealer can provide complete information on how to economically put a Scag machine to work for you.

OFFICIAL LAWN MOWER &
DEBRIS MANAGEMENT
EQUIPMENT OF:



Visit [Scag.com/company/about-us/](https://www.scag.com/company/about-us/) to learn more about Scag Partnerships.

PROUD NATIONAL SPONSOR OF:



SIMPLY THE BRAVE:



Visit [Scag.com/promotion/simply-the-brave/](https://www.scag.com/promotion/simply-the-brave/) to learn more about the promotion terms and conditions.

WE PROUDLY SUPPORT:



©2021-22 All information and specifications are accurate as of the date of publication. Because we strive to continually improve our products, Scag reserves the right to make changes at any time without notice or obligation. Visit [Scag.com/patents](https://www.scag.com/patents) to learn more.

SCAG.COM

